Impact of ensemble perturbations provided by convective-scale ensemble data assimilation in the COSMO-DE model

Florian Harnisch[1],Christian Keil[2]

[1]*Hans-Ertel-Centre for Weather Research, Data Assimilation, LMU München, Germany*
[2]*Meteorologisches Institut, LMU München, Germany*

Special thanks to Hendrik Reich & Andreas Rhodin, DWD

How to initialize convective-scale EPS?

- Well-known methods for the synoptic global scales, but not clear how to use best for high-resolution limited area models

→ Downscaling of driving EPS

COSMO-DE-EPS

Δx = 2.8 km

- No parametrization of deep convection
- 20 ensemble member
- 21 hours forecast length
- Initialized every 3 hours
- Operational since May 2012

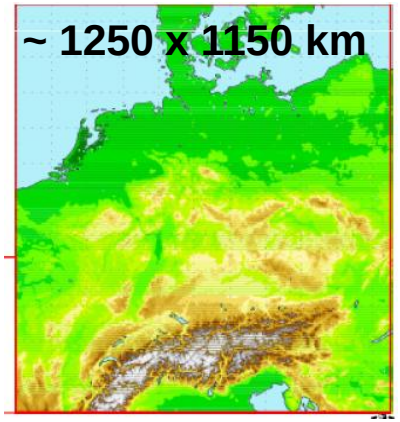

→ downscaled perturbations of 4 global models + 5 model physics parametrization perturbations → 20 members

→ **Ensemble data assimilation at convective-scale**

KENDA-COSMO

Kilometer-Scale Ensemble Data Assimilation (**KENDA**)
→ Lokal Ensemble Transform Kalman Filter (**LETKF**) *(Hunt el al. 2007)*

ensemble of COSMO-DE first-guess forecasts + set of observations → ensemble of analyses

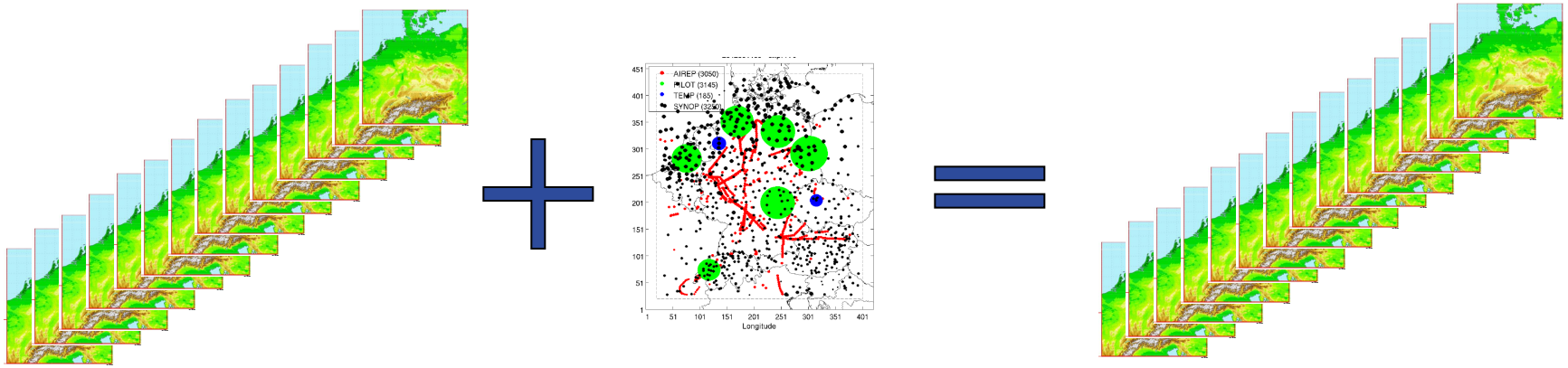

→ ensemble of high-resolution initial conditions to directly initialise ensemble forecasts

KENDA-COSMO: Inflation

- LETKF: background error covariance matrix $\mathbf{P}^b$ is estimated from ensemble forecasts $\mathbf{x}^b$

  Problem: not all sources of forecast error are sampled in $\mathbf{P}^b$

  → sampling errors due to limited ensemble size & model error

  → estimate of $\mathbf{P}^b$ will systematically underestimate variances

  Solution: Inflation of estimate of $\mathbf{P}^b$ to enhance the variance

(1) multiplicative covariance inflation (adaptive / fixed)

(2) relaxation-to-prior-perturbations / relaxation-to-prior-spread

$$\mathbf{X}_k^a \leftarrow (1-\alpha)\mathbf{X}_k^a + \alpha\mathbf{X}_k^b$$

(Zhang et al. 2004)

$$\mathbf{X}_k^a \leftarrow \mathbf{X}_k^a \left(\alpha\frac{\sigma^b - \sigma^a}{\sigma^a} + 1\right)$$

(Whitaker and Hamill, 2012)

Setup of experiments

(1) 15 UTC 10 June - 00 UTC 12 June 2012: → 21-h fc at 00 UTC 11 / 12 June

(2) 06 UTC 18 June – 12 UTC 19 June 2012: → 21-h fc at 12 UTC 18 June

KENDA: - 3-hourly LETKF data assimilation of conventional data

- 3-hourly analysis ensemble with **20** ensemble members
- 20 member ECMWF EPS lateral boundary conditions (16 km)
- No physics parametrization perturbations (PPP)
- Multiplicative adaptive covariance inflation

KENDAppp: including 10 physics parametrization perturbations (PPP)

KENDArtpp: relaxation-to-prior-perturbation inflation (α = 0.75)

KENDArtps: relaxation-to-prior-spread inflation (α= 0.95)

KENDArtps40: 40 ensemble members / relaxation-to-prior-spread

Power spectrum of ensemble perturbations

Horizontal wind, model level 30 (~3.1 km), average period (1)

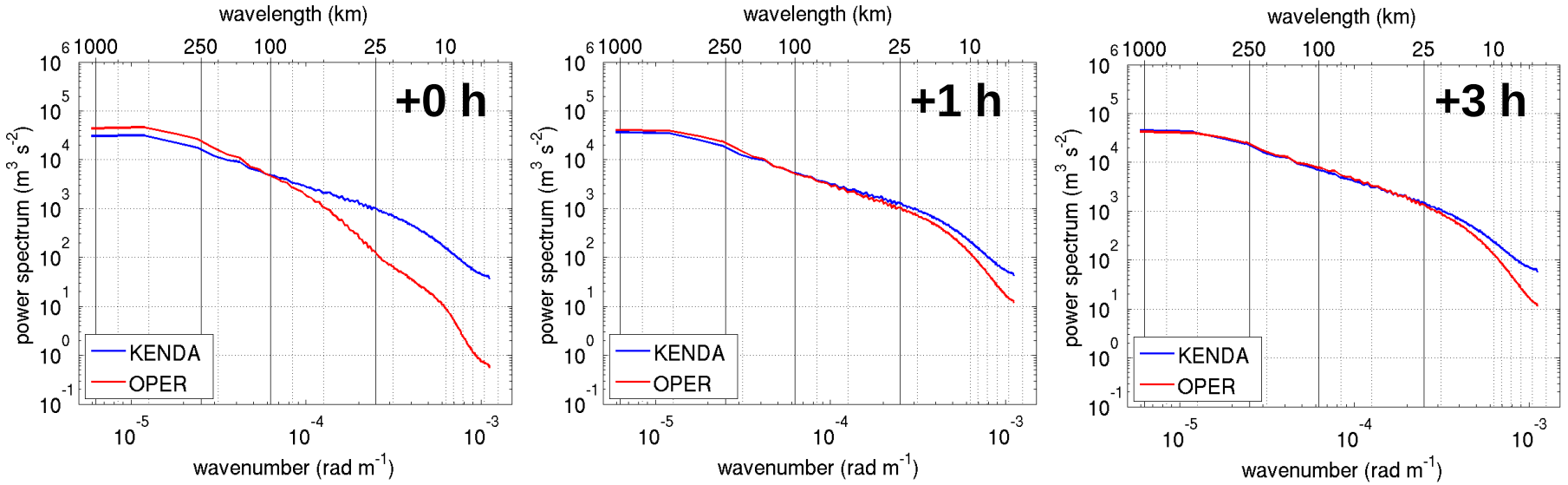

- Variance at small scales (<100 km) is reduced ***OPER***
- Most of the missing variance at small scales developes within 1-2 hours

Power spectrum of ensemble perturbations

Horizontal wind, <u>model level 40 (~0.8 km),</u> average period (1)

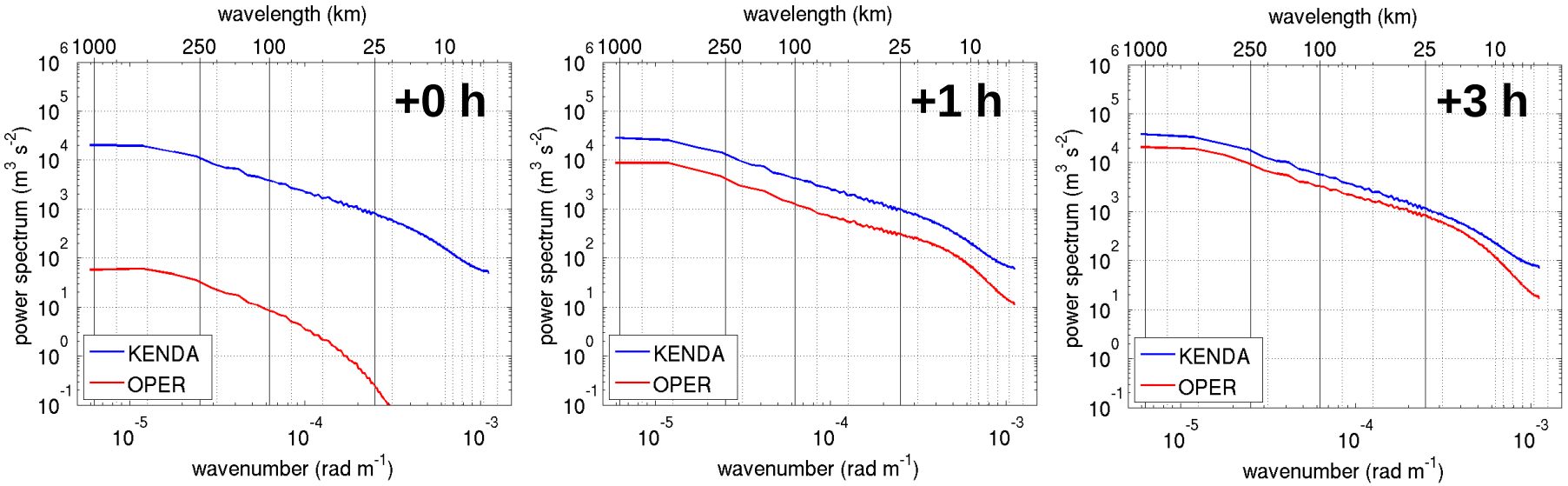

- Variance at small scales (<100 km) is reduced ***OPER***
- Most of the missing variance at small scales developes within 1-2 hours
- Vertical filter: dampening at <u>lower levels</u> exists for more than 3 hours

KENDA covariance inflation, 12 UTC 11 June 2012

First-guess ensemble spread U-Wind (m s^{-1})

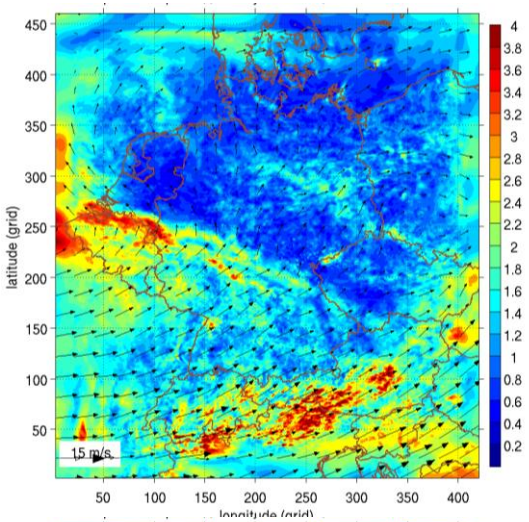

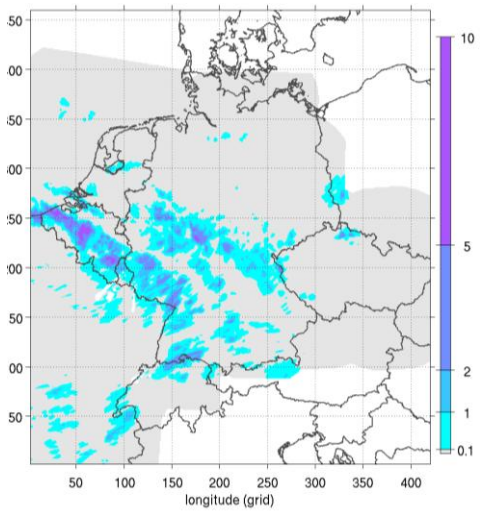

Radar derived precipitation (mm/h)

Analysis ensemble spread U-Wind (m s^{-1})

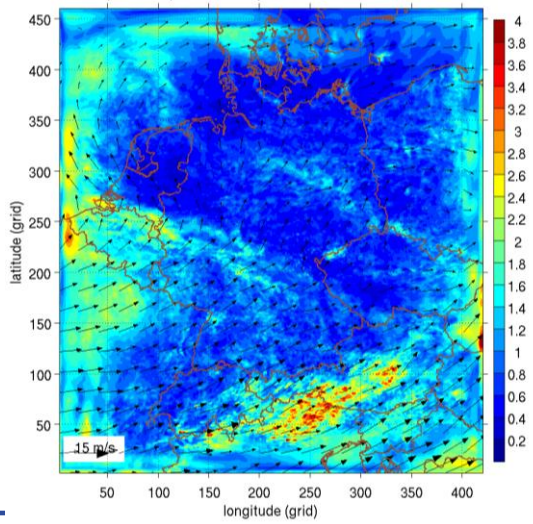

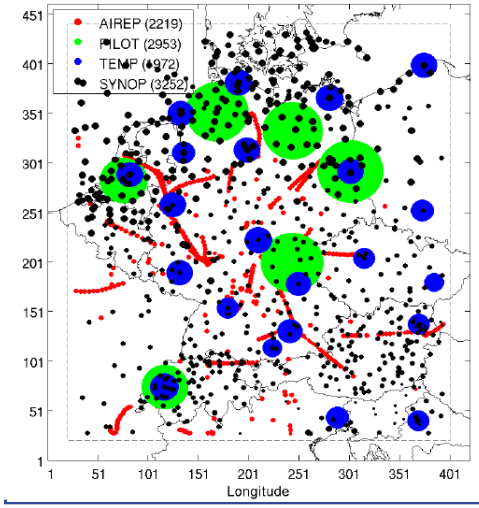

Observation used in the LETKF data assimilation

KENDA relaxation-to-prior-pert, 12 UTC 11 June 2012

First-guess ensemble spread U-Wind (m s^{-1})

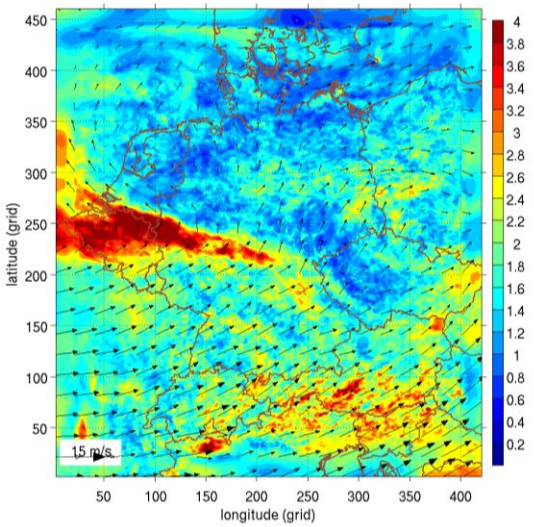

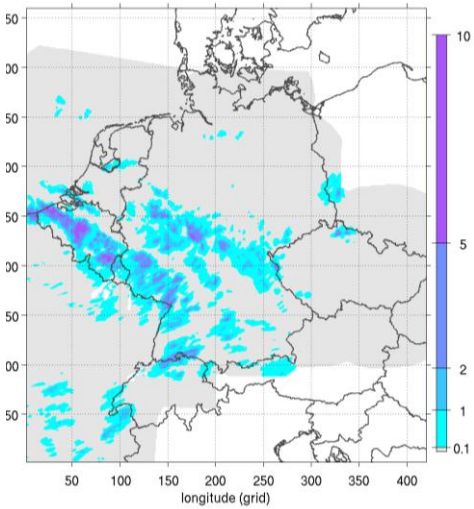

Radar derived precipitation (mm/h)

Analysis ensemble spread U-Wind (m s^{-1})

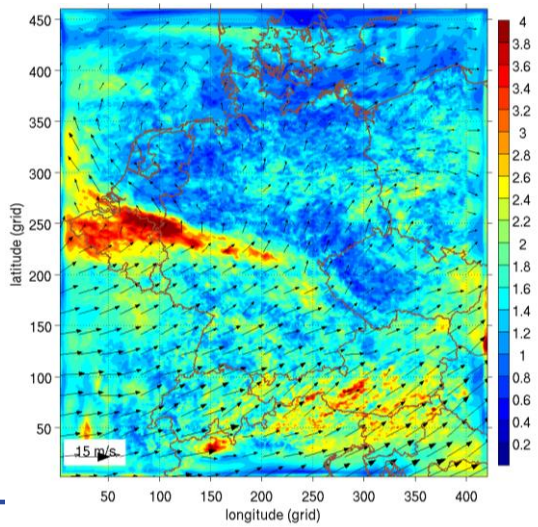

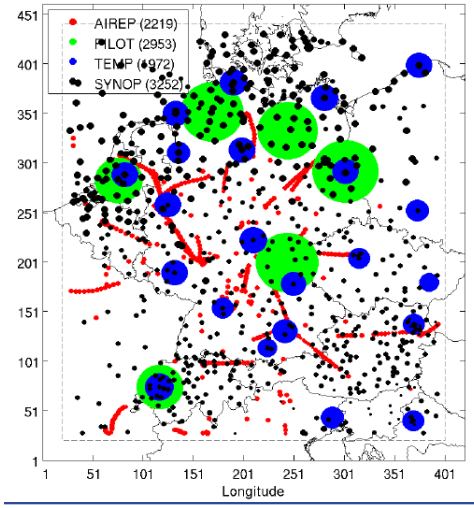

Observation used in the LETKF data assimilation

Departure statistics for KENDA experiment

Radiosonde temperature

KENDArtps
KENDA

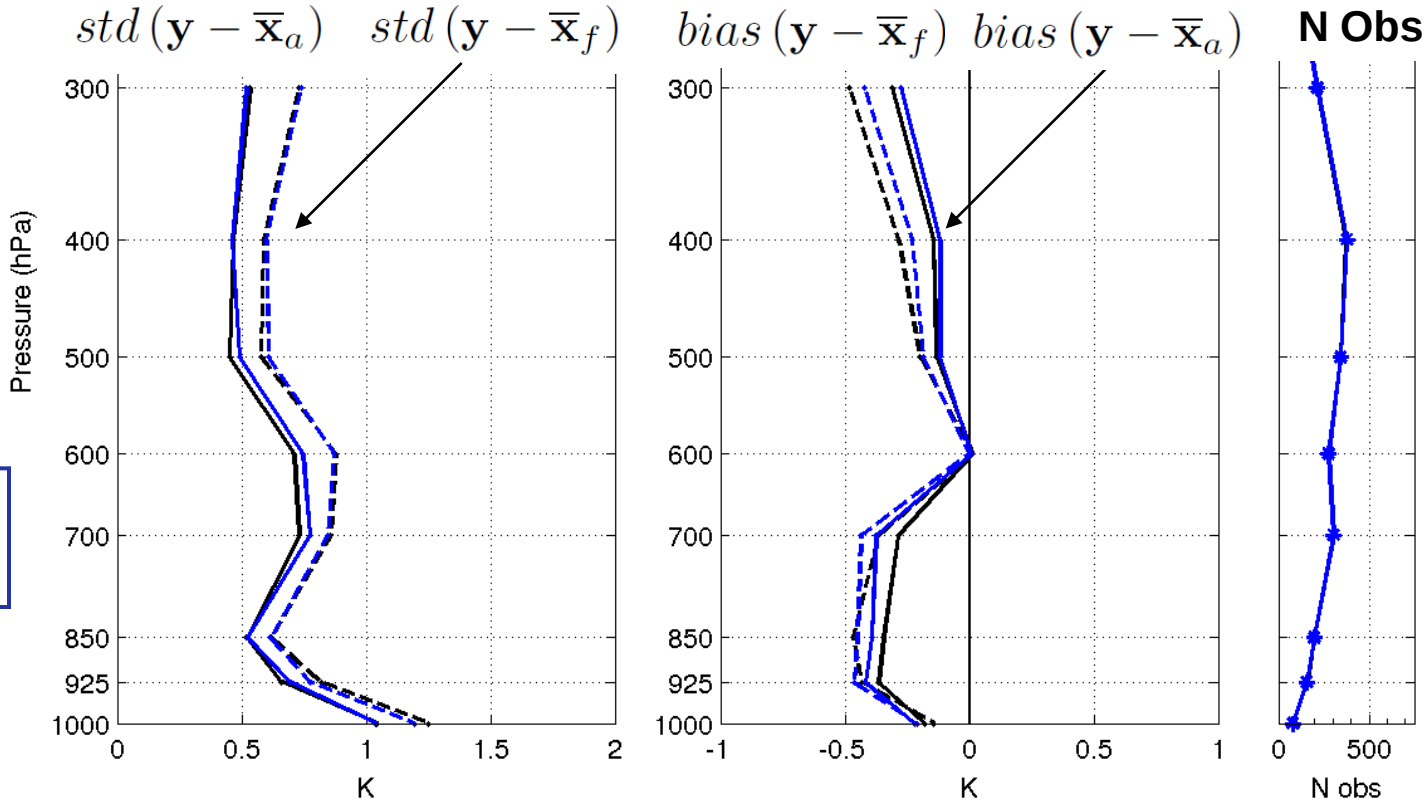

- Accuracy of the analysis ensemble mean (solid) compared to the first-guess (+3 h) ensemble mean (dashed)

→ **relaxation method inflation ensemble = better accuracy**

Departure statistics for KENDA experiment

Radiosonde temperature

KENDArtps
KENDArtps40

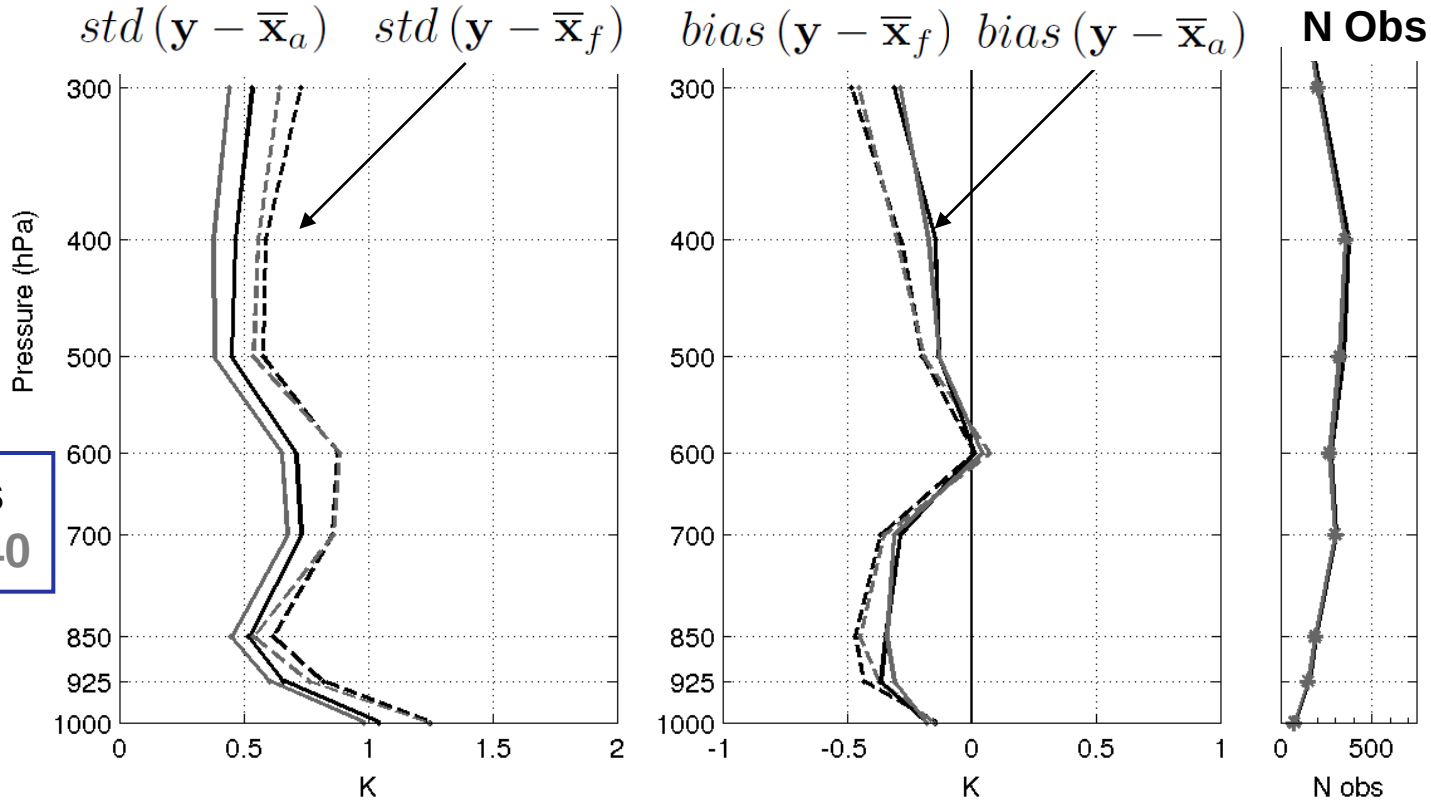

- Accuracy of the analysis ensemble mean (solid) compared to the first-guess (+3 h) ensemble mean (dashed)

→ **larger ensemble = better accuracy**

Ensemble rank histogram

+3 h forecasts of 10 m wind speed

Verified against COSMO-DE analysis (similar results against observations)

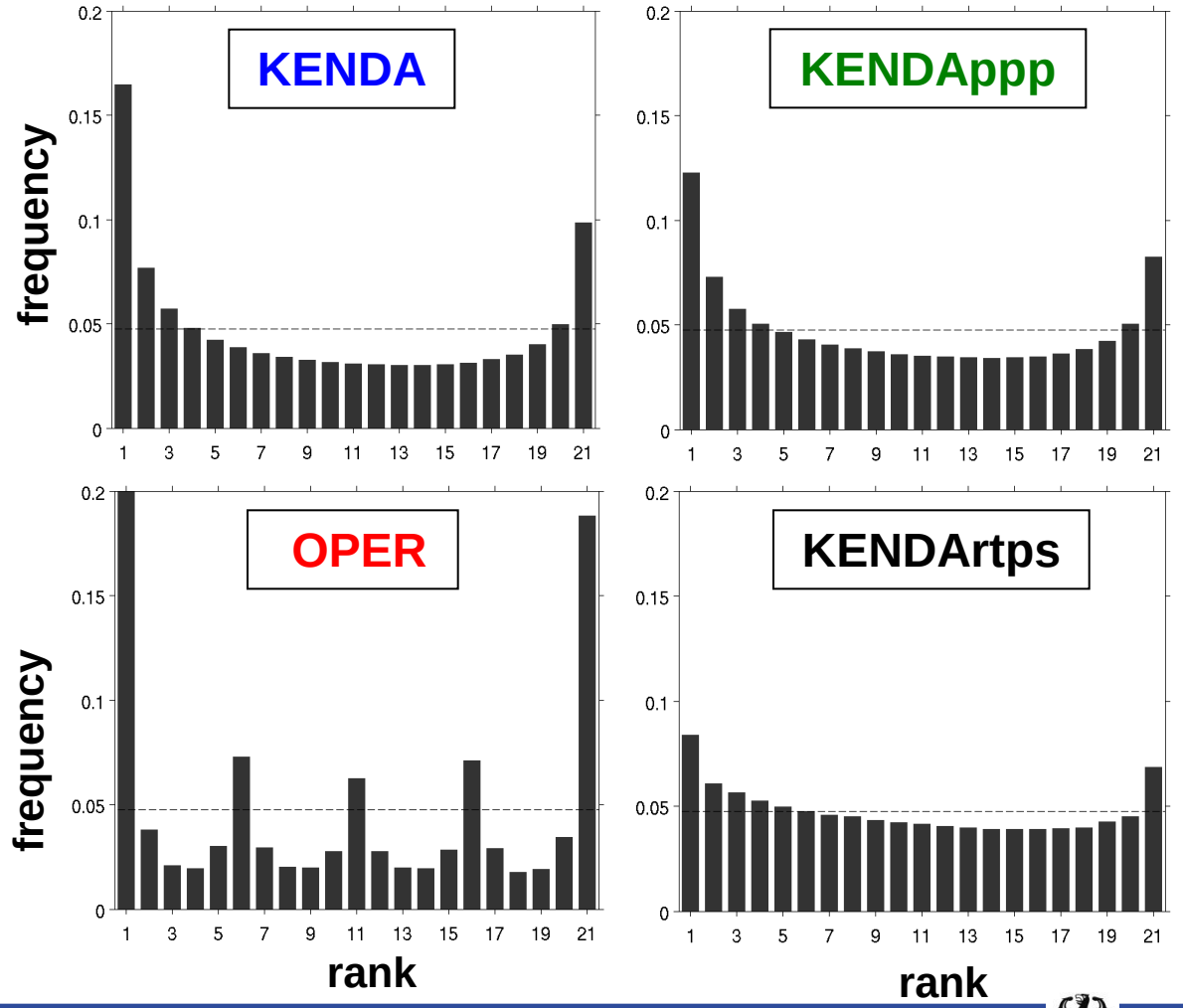

Ensemble dispersion

- Normalized variance difference (NVD):

$$\frac{var(eps\ 1) - var(eps\ 2)}{var(eps1) + var(eps\ 2)}$$

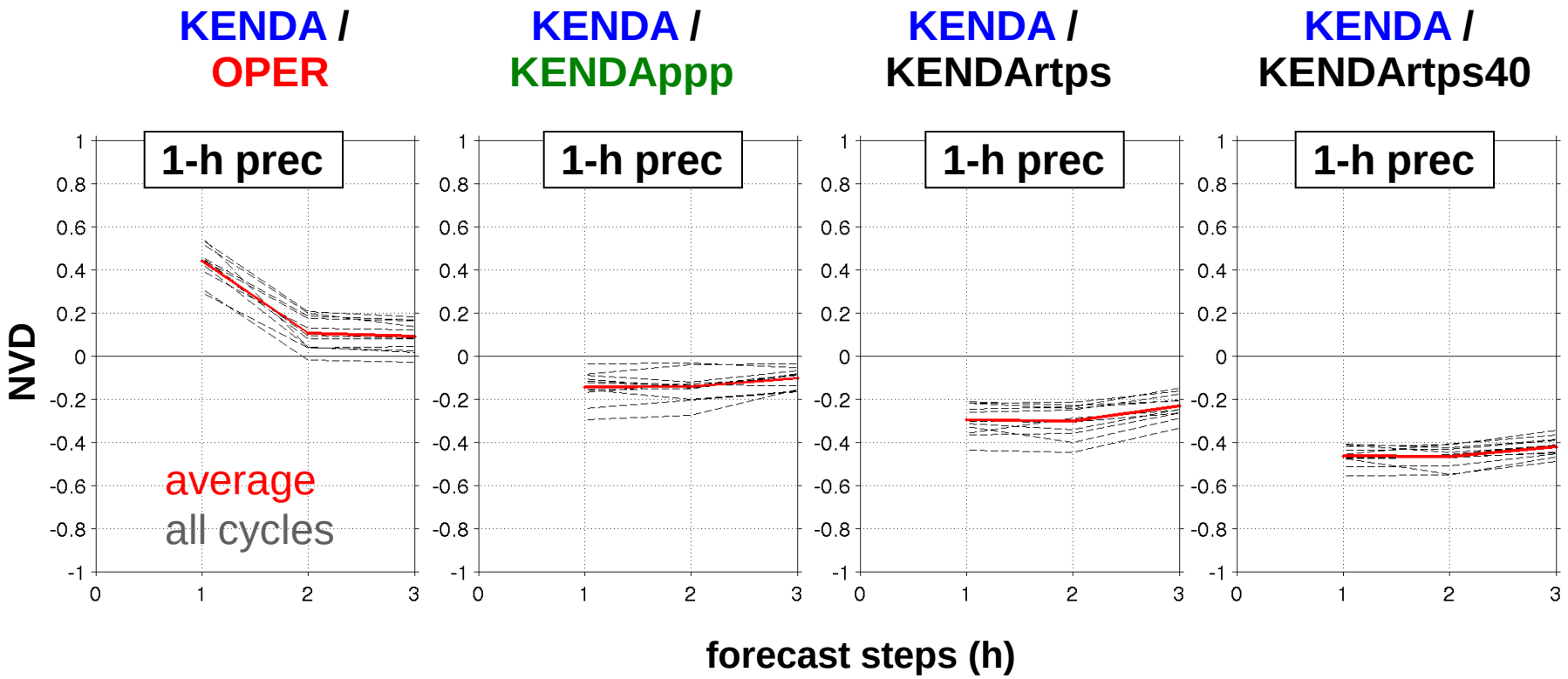

BSS: 3-h ensemble forecasts of precipitation

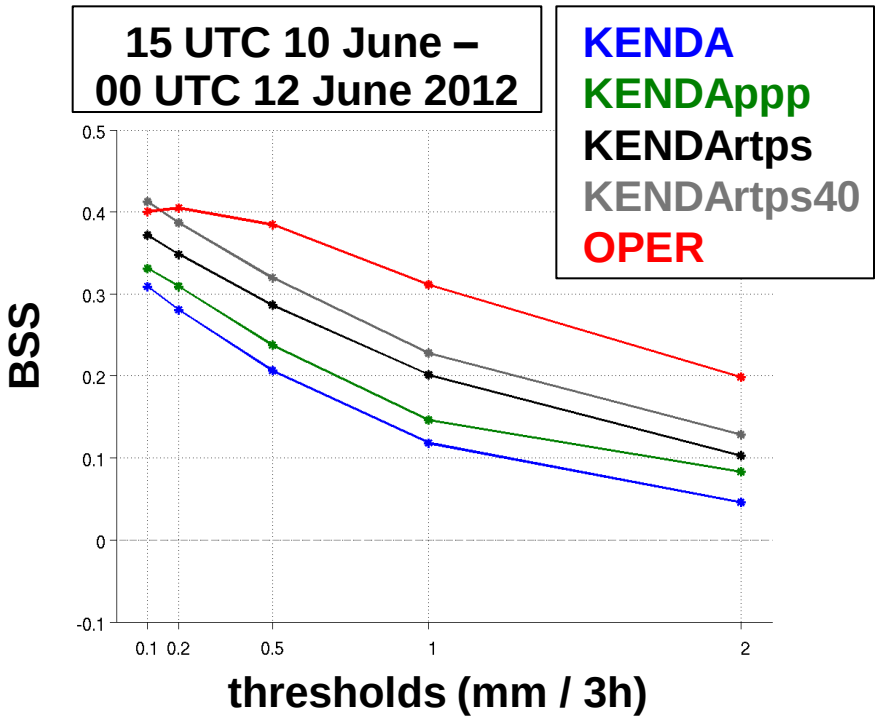

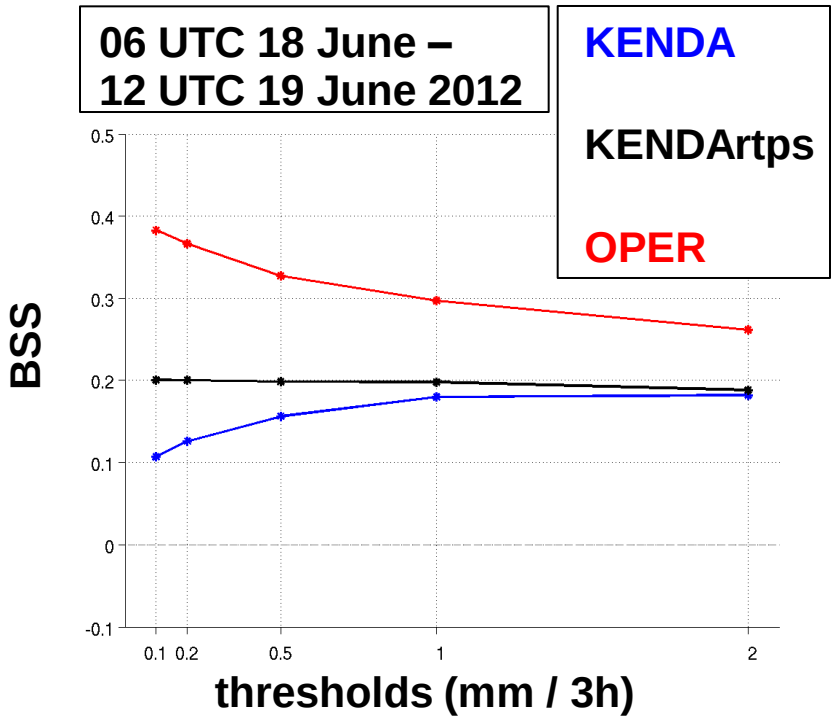

- Brier Skill Score = [resolution – reliability] / uncertainty
- Hard to beat COSMO-DE-EPS on up to 3-h hours: LHN in analysis
- Impact of model physics perturbations, inflation method and ensemble size

21-h ensemble forecasts of precipitation

Forecast of 1-h precipitation averaged over Germany, 00 UTC 11 June 2012

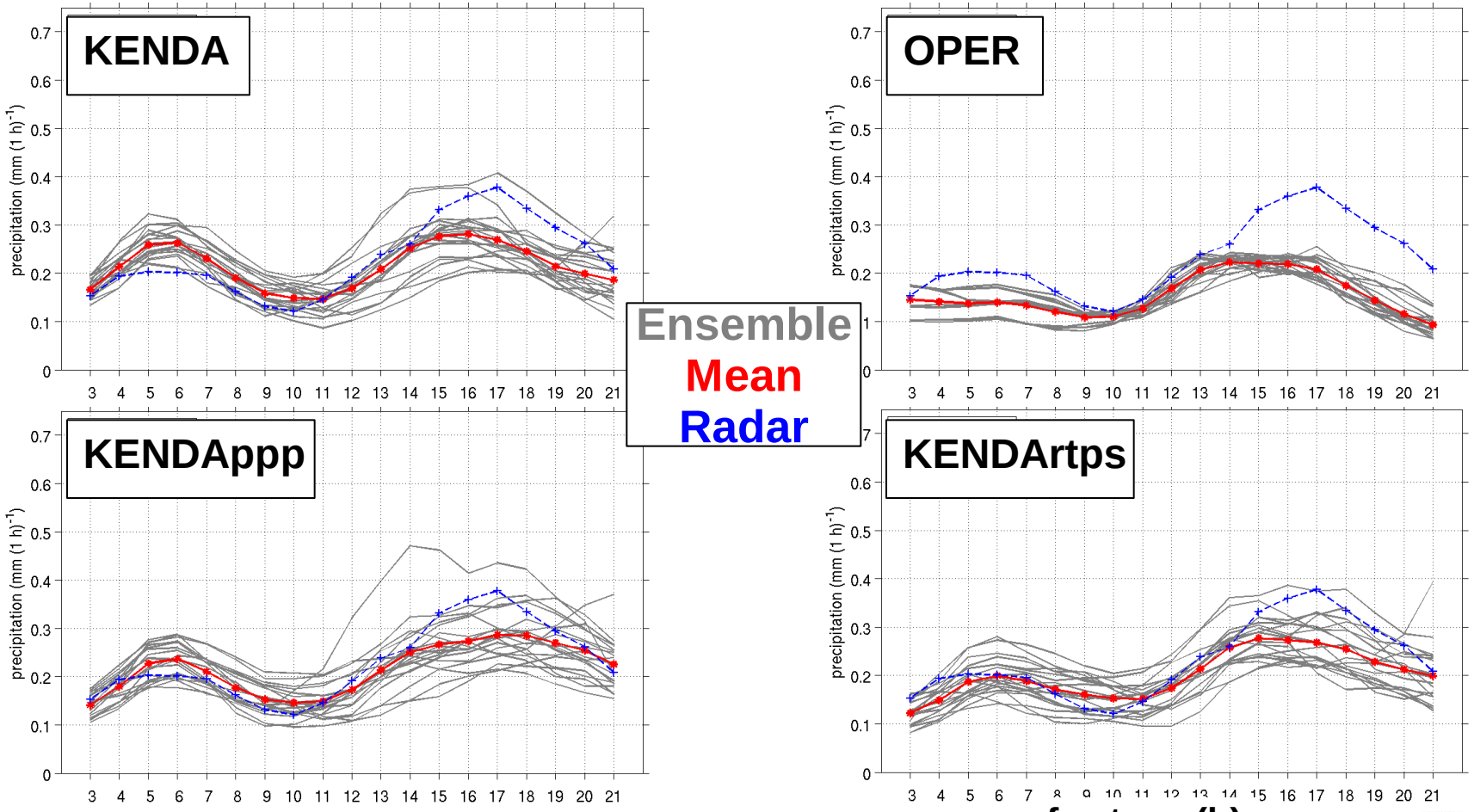

BSS: 21-h ensemble forecasts of precipitation

3-21 h forecasts averaged over Germany

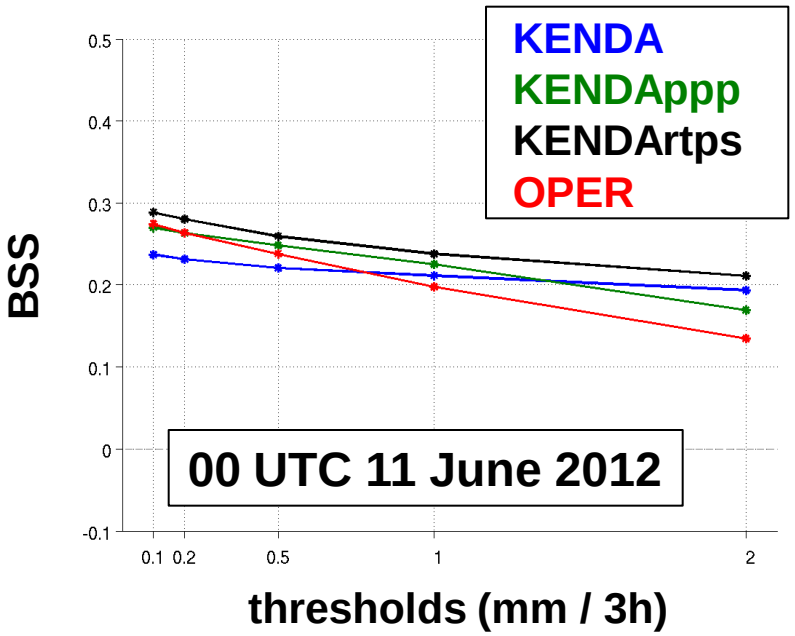

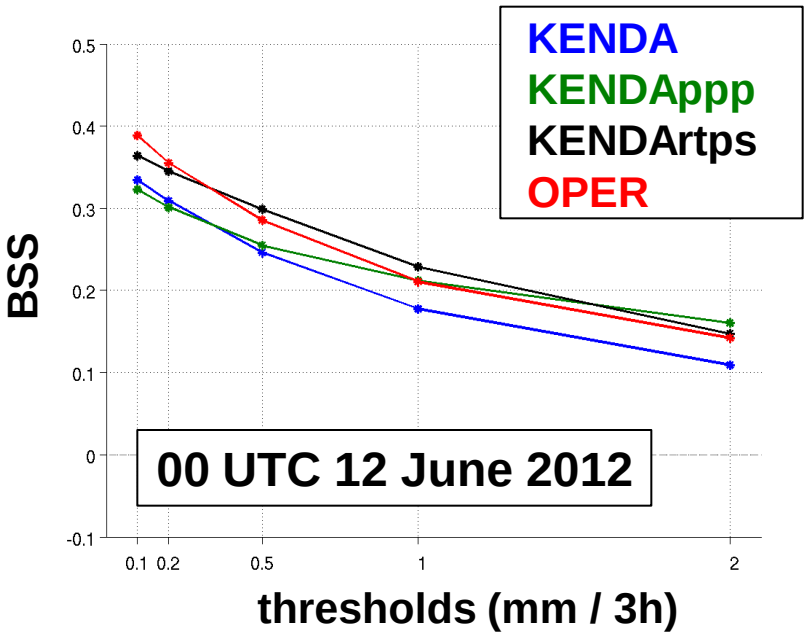

- Brier Skill Score = [resolution – reliability] / uncertainty
- Accounting for model errors with ***PPP*** shows positive impact
- Large impact of ***inflation*** procedure

Summary

- Current Initial conditions (ICs) in COSMO-DE-EPS based on downscaling
- KENDA: km-scale ensemble data assimilation by means of an LETKF for the COSMO model

  → Consistent ICs for ensemble forecasts

  → ICPs are present at all scales / all levels from the beginning

  → Represent the approximated probability density function (PDF) around the high-resolution deterministic / ensemble mean analysis
- Necessary to use ***inflation methods*** to account for unrepresented error sources: relaxation-to-prior-pert / -spread lead to good results
- ***Physic parameter perturbations*** can only partially account for model error (→ *stochastic boundary layer scheme*)